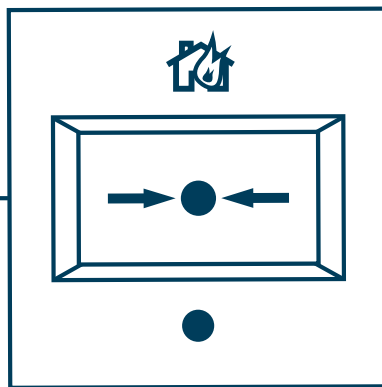


**Fact File 70**



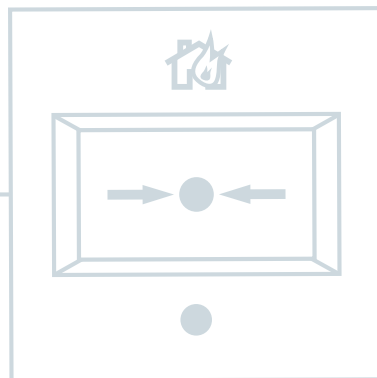
**Fire Industry Association**



**Smoke Alarms for Boats**

# Smoke Alarms for Boats

<b>BACKGROUND</b> .....	<b>3</b>
<b>FIRE SAFETY ON BOATS</b> .....	<b>4</b>
<b>HOW MANY SMOKE ALARMS SHOULD BE FITTED</b> .....	<b>4</b>
<b>WHERE TO FIT SMOKE ALARMS</b> .....	<b>4</b>
<b>WHERE NOT TO PUT A SMOKE ALARM</b> .....	<b>4</b>
<b>TEST SMOKE ALARMS REGULARLY</b> .....	<b>4</b>
<b>COMBINED SMOKE AND CARBON MONOXIDE ALARMS</b> .....	<b>4</b>
<b>SMOKE ALARMS RECOMMENDED FOR BOATS</b> .....	<b>5</b>



## **BACKGROUND**

This Fact File gives information for how smoke alarms should be used in boats and includes a list of smoke alarms recommended by manufacturers as being suitable for boats.


This information is suitable for boats up to 24 metres used for leisure, hire or residential purposes.

For other classes of craft, such as commercial or work boats, regulations requiring specified equipment may apply.

## **FIRE SAFETY ON BOATS**

The BSS leaflet Fire Safety on Boats gives valuable advice on how to prevent fire hazards on boats. It recommends that fitting Optical sensor smoke alarms with hush buttons and 'sealed for life' batteries are best for boats. Optical, also called photoelectric alarms, are much less prone to nuisance alarms from cooking fumes and the hush button allows rapid silencing if a nuisance alarm occurs.

The smoke alarms should be installed as per the manufacturer's and the BSS instruction's as far as is practical. The following is some additional advice.



### **HOW MANY SMOKE ALARMS SHOULD BE FITTED**

The more suitable and routinely tested alarms you have installed the more confident you can be about the early detection of a developing fire and about hearing an alarm when this happens. If you have more than one alarm consider interconnecting alarms.

No areas of the boat to be protected should be further than 5m from an alarm. In the case of large vessels, such as some narrow boats, the dimensions of the vessel may mean a slower reaction time for a single alarm and so you may need to install multiple units for maximum protection.

### **WHERE TO FIT SMOKE ALARMS**

The ideal place is along the centreline of the boat in the same cabin space where a heater or cooker is in use, but not too close to any appliance.

It also needs to be mounted on a well-insulated part of the ceiling avoiding cold spots. If you can, try to avoid putting it any closer than 300mm to any vertical surface.

If headroom is a problem and you really have no choice, mount it on a wall between 150mm - 300mm below the ceiling height, but not directly above a ventilator or opening window.

Make sure it is easy to reach so you can test it routinely and so that you can press the hush button with ease.

Always put smoke alarms where you will be able to hear them, particularly when you're asleep or when doors are closed. Try testing the alarm in place before you fix it in position.

### **WHERE NOT TO PUT A SMOKE ALARM**

Don't fix a smoke alarm:

- in the galley or bathroom, where it could be accidentally triggered by cooking fumes or steam; or,
- where you can't hear it while you're asleep; or,
- too close to a cooker or heater where the alarm will produce false alerts; or,
- flush to the ceiling and try to avoid positioning the alarm close to any roof ventilator.

### **TEST SMOKE ALARMS REGULARLY**

Smoke alarms should be frequently tested at least once a week, while a boat is in use and, also after periods when the boat was unused.

### **COMBINED SMOKE AND CARBON MONOXIDE ALARMS**

Combined alarms can be used to cover both fire and toxic CO risks, provided they comply with the following:

- EN 14604 (including Annex L)
- EN 50291-2 (including section for boats)
- carry a recognised approval mark
- the manufacturer states that they are suitable for use in boats

It is also recommended that the alarm have a built-in long life battery.

## SMOKE ALARMS RECOMMENDED FOR BOATS

The following smoke alarms comply with EN 14604 (including Annex L) and have been certified by independent third party test laboratories and notified bodies.

This list is not meant to be comprehensive. Other smoke alarm also meeting these requirements are also suitable.

Ei Electronics. Shannon, Co. Clare, Ireland.  
Phone: 00 353 61 471277 • Fax: 00 353 61 471053/471140  
Email: [eielectronics@eilttd.ie](mailto:eielectronics@eilttd.ie) Web: [www.eielectronics.com](http://www.eielectronics.com)



### **Ei3105TYCH**

Manufacturer's Comments: Optical smoke alarm with built-in 10 year lithium battery, hush button and hard-wired interconnect. Suitable for use in boats.



British Standards Institute



### **Ei605TY**

Manufacturer's Comments: Optical Smoke Alarm with built in 10 year lithium battery and hush button.



German Approval Authority



### **Ei650**

Manufacturer's Comments: Optical Smoke Alarm with built in 10 year lithium battery and hush button. An RF module Ei600MRF can be fitted into the Ei650W for wireless interconnect. Suitable for use in boats.



German Approval Authority

Fireblitz Extinguisher Ltd. Units 15/17 Manford Industrial Estate, Manor Road, Erith, Kent DA8 2AJ.  
Tel: 01322 342238 • Fax: 01322 331532  
Email: [sales@fireblitz.co.uk](mailto:sales@fireblitz.co.uk) [www.fireblitz.co.uk](http://www.fireblitz.co.uk)



### **FHB10**

Manufacturer's Comments: Auto switch mounting plate - power automatically switch on when installed onto mounting plate. Alarm silence button - Big button for ease of use. Low battery warning Silence for up to 10 hours End of life indicator. Also Vds and Komo approved.



### **FHB10i**

Manufacturer's Comments: Auto switch mounting plate - power automatically switch on when installed onto mounting plate. Alarm silence button - Big button for ease of use. Low battery warning Silence for up to 10 hours. End of life indicator. With Interlink Also Vds and Komo approved.



Sprue Safety Products Ltd. Vanguard Centre, Sir William Lyons  
Road, Coventry, CV4 7EZ  
Tel: 02476 323232 • Fax: 02476 693610  
Email: [info@fireangel.co.uk](mailto:info@fireangel.co.uk) • Web [www.fireangel.co.uk](http://www.fireangel.co.uk)



### **FireAngel ST-620**

Manufacturer's Comments: 10 year sealed in battery for life Thermoptek™ Thermally Enhanced Optical smoke alarm. Battery non removable. LAV approved and suitable for use on boats. 10 year warranty. Certified by BSI



British Standards Institute



### **FireAngel ST-622**

Manufacturer's Comments: 10 year sealed Battery for life Thermoptek™ Thermally Enhanced Optical smoke alarm. Battery non removable, alarm silence function and suitable for use on boats. 10 year warranty. Certified by BSI



British Standards Institute



### **FireAngel WST-630**

Manufacturer's Comments: 10 year sealed Battery for life Thermoptek™ Thermally Enhanced Optical smoke alarm with wireless interconnect. Battery non removable, alarm silence function and suitable for use on boats. 5 year warranty. Certified by LPCB



### **First Alert SA700L**

Manufacturer's Comments: 10 year battery powered optical smoke alarm. Battery nonremovable, alarm silence facility and suitable for use in boats. 10 year warranty. Certified by BSI



British Standards Institute

Kidde Safety Europe Ltd, Mathisen Way, Poyle Road,  
Colnbrook, Berkshire, SL3 0HB  
Tel No: 0800 917 0722 • Web: [www.kiddesafetyeurope.co.uk](http://www.kiddesafetyeurope.co.uk)



### **Kidde 10Y29**

Manufacturer's Comments: 10-year sealed-in lithium battery that never needs replacing. Includes a hush button feature and end of life notification when the alarm needs to be replaced after 10 years. Certified by BSI to EN14604.



British Standards Institute

#### **DISCLAIMER**

The information set out in this document is believed to be correct in the light of information currently available but it is not guaranteed and neither the Fire Industry Association nor its officers can accept any responsibility in respect of the contents or any events arising from use of the information contained within this document.



**Fire Industry Association**

Tudor House, Kingsway Business Park, Oldfield Road, Hampton, Middlesex TW12 2HD  
Tel: +44 (0)20 3166 5002 • [www.fia.uk.com](http://www.fia.uk.com)